




Installation method




1.strip apporoximately 40mm of the cable jacket.



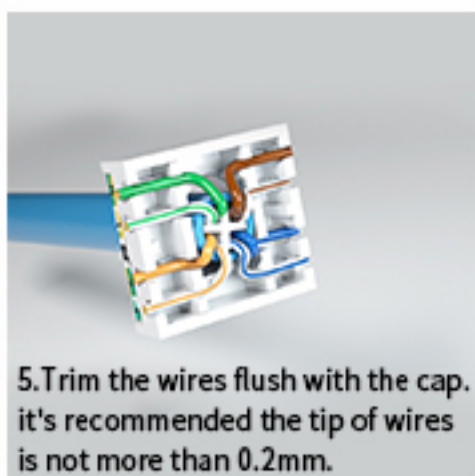
2.cut off the plastic cross and separate the wire into 4 pairs.



3.Put the cable into the cable tray



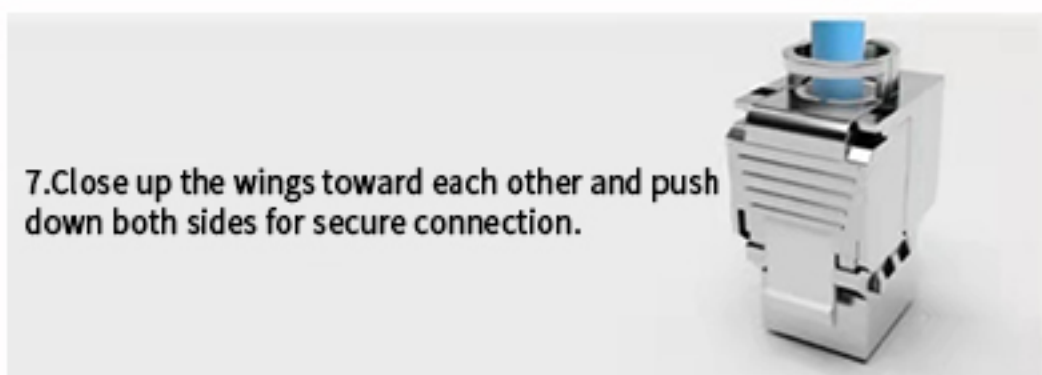
4.Insert the wires through the cap and seat the wires in the correct slots according to T568A or T568B



5.Trim the wires flush with the cap. it's recommended the tip of wires is not more than 0.2mm.



6.Match with the KEY and align the cap with IDC until it clicks as shown. press the cap down to IDC.



7.Close up the wings toward each other and push down both sides for secure connection.